


City of Lake Stevens Mission Statement

The City of Lake Stevens' mission is not only to preserve the natural beauty that attracted so many of its citizens, but to enhance and harmonize with the environment to accommodate new people who desire to live here. Through shared, active participation among Citizen, Mayor, Council, and City Staff, we commit ourselves to quality living for this and future generations.

Growth in our community is inevitable. The City will pursue an active plan on how, when, and where it shall occur to properly plan for needed services, ensure public safety, and maintain the unique ambience that is Lake Stevens.



CITY COUNCIL SPECIAL AND WORKSHOP MEETING AGENDAS
Lake Stevens School District Educational Service Center (Admin. Bldg.)
12309 22nd Street NE, Lake Stevens
Monday, July 30, 2012 - 7:00 p.m.

SPECIAL MEETING

CALL TO ORDER: 7:00 p.m.
Pledge of Allegiance

ROLL CALL:

ACTION ITEMS: *A. Authorize the Mayor to execute the Amendment to the Agreement Regarding Certificate of Occupancy for the Wastewater Treatment Plant with the Lake Stevens Sewer District. Jan

INFORMATION ITEMS: *A. Special Meeting Notice.

ADJOURN

WELCOME TO A CITY COUNCIL WORKSHOP SESSION

Council Workshops are designed to allow Councilmembers to gather information in preparation for making a decision on various community issues. Usually, City of Lake Stevens staff members, or occasionally an outside expert, present Councilmembers with information in response to their questions.

DISCUSSION ITEMS: *A. Subarea plans update – Zoning Map Revisions. Becky
*B. 2nd quarter financials. Barb

COUNCIL PERSON'S BUSINESS:

MAYOR'S BUSINESS:

City Council Special and Workshop Agendas

July 30, 2012

EXECUTIVE SESSION:

* ITEMS ATTACHED	** ITEMS PREVIOUSLY DISTRIBUTED	# ITEMS TO BE DISTRIBUTED
------------------	---------------------------------	---------------------------

THE PUBLIC IS INVITED TO ATTEND

Special Needs

The City of Lake Stevens strives to provide accessible opportunities for individuals with disabilities. Please contact Steve Edin, City of Lake Stevens ADA Coordinator, (425) 377-3227, at least five business days prior to any City meeting or event if any accommodations are needed. For TDD users, please use the state's toll-free relay service, (800) 833-6384, and ask the operator to dial the City of Lake Stevens City Hall number.

NOTICE:

All proceedings of this meeting are audio recorded, except Workshop and Executive Sessions



LAKE STEVENS CITY COUNCIL
STAFF REPORT

Council Agenda Date: July 30, 2012

Subject: Lake Stevens Sewer District – Request for Time Extension for CO Agreement

Contact Person/Department: Jan Berg Administration **Budget Impact:** NA

RECOMMENDATION(S)/ACTION REQUESTED OF COUNCIL: **Approve Amendment to Agreement Regarding Certificate of Occupancy and authorize Mayor to sign**

SUMMARY/BACKGROUND: In late 2011, the Lake Stevens Sewer District (District) informed the City that they intended to take occupancy of the new wastewater treatment plant (WWTP) in early 2012. For the City to issue the Certificate of Occupancy (CO), all conditions of the WWTP site use permit needed to be completed. Two conditions, Sunnyside Boulevard and 9th Street SE road improvements had not been performed. The District acknowledged that these roads were a required condition for the CO and requested a Temporary CO with the understanding that the road improvements would be completed in 2012. On February 13, 2012, the District and City entered into an Agreement Regarding Certificate of Occupancy (Agreement) which established a date of October 31, 2012 for the completion of the construction of these two roads.

As this project is within the County, the review and permitting for construction is performed through County office. The County’s review process typically takes 10 weeks: 4 weeks to schedule an application submittal meeting and 6 week plan review. To make the October 31 deadline would have required a complete application package submittal to the County no later than mid April 2012. The District submittal of the complete application package to the County occurred on July 9, 2012. Per the District’s consulting engineer, it is estimated that the completion of the Sunnyside improvement would take 3 ½ to 4 months to complete this project. Under the permitting process with the County, it is estimated that by the date of the permit issuance, there would only be 2 ½ months of construction season left in 2012.

With an understanding that the District was considering requesting an extension of the Agreement, the City Council at the July 23, 2012 meeting established conditions on which an extension would be considered. On July 26, 2012, the District Commission approved a request of the City to grant an extension of the completion date to mid-2013 and agreed to the conditions established by the City Council on July 23, 2012. This decision was base on the District’s consulting engineer’s estimated insufficient time to perform the construction in 2012. Furthermore at the meeting staff was directed to work with the City to develop an additional temporary roadway safeguard for Sunnyside Boulevard and to begin the process of a Program Performance Audit. A copy of the extension request and signed amendment are attached.

APPLICABLE CITY POLICIES: NA

BUDGET IMPACT: NA

ATTACHMENTS:

- ▶ Exhibit A: Letter from Lake Stevens Sewer District – request for time extension
- ▶ Exhibit B: District’s sign copy of the amendment to Agreement Regarding Certificate of Occupancy

EXHIBIT A



1106 Vernon Road • Suite A • Lake Stevens, WA 98258

(425) 334-8588 • Fax (425) 335-5947

Web Address: lkstevenssewer.org

July 26, 2012

Mayor Vern Little
City of Lake Stevens
1812 Main Street
Lake Stevens, WA 98258

Re: Sunnyside Boulevard Sight Distance Mitigation Project

Dear Mayor Little:

I am writing on behalf of the Lake Stevens Sewer District Board of Commissioners to request that the City extend the timeline for completion of the Sunnyside Boulevard Sight Distance Mitigation Project improvements, based upon the advice and recommendation of the District's consulting engineers. The District anticipates that the time extension would be formalized as an addendum to the current inter-local agreement for this project, with appropriate conditions to protect public safety and provide continuing indemnification of the City during the interim time period.

The District has not received the necessary permits from Snohomish County to construct the project. The permit application was submitted to Snohomish County on July 9, 2012, but as of July 26, 2012 the County has not provided a firm date for anticipated issuance of the permits. After permit issuance, the District's engineer estimates the construction to take 3½ to 4 months to complete. With the current deadline of October 31, 2012 this only allows for about 2½ months of good weather construction this year to complete the project, which is not an optimal timeline. Therefore, the Board of Commissioners of the District requests an extension of the previously agreed-upon completion date into the mid-2013 time frame.

Thank you for your consideration of this request. The District will continue to work cooperatively with the City and the County to address the sight distance safety issues on Sunnyside Boulevard.

Sincerely,

George Wood, President & Commissioner
Lake Stevens Sewer District

EXHIBIT B

AMENDMENT TO AGREEMENT REGARDING CERTIFICATE OF OCCUPANCY

This Amendment to Agreement Regarding Certificate of Occupancy dated February 13, 2012 between the Lake Stevens Sewer District, a Washington special purpose district (hereinafter "District") and the City of Lake Stevens, a Washington municipal corporation (hereinafter "City") is entered into as follows:

Whereas, the District and the City entered into an Agreement regarding Certificate of Occupancy (hereafter the "Agreement") dated February 13, 2012; and

Whereas, pursuant to Paragraph 14 of the Agreement the Agreement may be modified in writing by an amendment signed by both parties; and

Whereas, as a condition of the permitting process for upgrades to the District's wastewater treatment plant improvements were required at 9th Street SE and Sunnyside Boulevard; and

Whereas, based upon the commitment by the District to complete said roadway improvements by October 31, 2012 the City issued a Temporary Certificate of Occupancy for the District's wastewater treatment plant upgrades; and

Whereas, the Temporary Certificate of Occupancy issued by the City will expire on October 31, 2012; and

Whereas, by letter dated July 26, 2012 the District requested an extension of the October 31, 2012 deadline for completion of roadway improvements, said letter being attached hereto and incorporated by this reference;

NOW, THEREFORE, it is agreed between the District and City as follows:

1. The City will extend the expiration of the Temporary Certificate of Occupancy referenced in Paragraph 1 of the Agreement until July 31, 2013 subject to strict compliance with all of the following conditions:

A. The roadway improvements referenced in Paragraph 2 and Attachment A of the Agreement shall be completed and accepted as complete by the responsible right-of-way permitting agency not later than July 31, 2013.

B. In addition to those set forth on Attachment B of the Agreement, the District agrees to cooperate with Snohomish County and the City to develop additional temporary roadway safeguards to Sunnyside Boulevard pending the completion of the ultimate roadway project. The District agrees to immediately implement said temporary safety improvements upon mutual agreement by the District, Snohomish County and the City.

C. At its own expense, the District agrees to immediately commence a Program Performance Audit to be conducted by an independent auditor firm which the City and the District mutually agree upon. Said program performance audit shall be completed and provided to the City no later than September 28, 2012. The Program Performance Audit shall include but not be limited to the assessment of effectiveness, efficiency, results and compliance with legal and policy requirements and management controls of the District.

2. Except as specifically provided herein, all other provisions of the Agreement Regarding Certificate of Occupancy including Attachments A and B thereto, shall continue in full force and effect, unchanged. In the event of a conflict between this Amendment and the Agreement Regarding Certificate of Occupancy, this Amendment shall control.

By execution of this Agreement, the signer certifies that he/she has full authority to sign for that party.

Dated: 7/26/2012

Chairman,
Lake Stevens Sewer District (District)
By: Alan M Wood

City of Lake Stevens (City)

By: _____
Mayor



NOTICE OF SPECIAL MEETING

Notice is hereby given that the Lake Stevens City Council will conduct a special meeting in accordance with RCW 42.30.080.

Purpose of Meeting:

ACTION ITEMS:

1. Authorize the Mayor to execute the Amendment to the Agreement Regarding Certificate of Occupancy for the Wastewater Treatment Plant with the Lake Stevens Sewer District.
2. Adjourn

Workshop session to follow

Meeting Place:

Lake Stevens School District Educational Services Center
(Admin. Bldg.)
12309 22nd Street NE
Lake Stevens, WA

Meeting Date/Time:

Monday, July 30, 2012 at 7:00 p.m.

Notice Delivered/Mailed To:

Lake Stevens City Council
Lake Stevens Journal
Herald

Posted:

Lake Stevens City Hall
Lake Stevens Web Site



This page left blank intentionally



LAKE STEVENS CITY COUNCIL
STAFF REPORT

Council Agenda Date: July 30, 2012

Subject: Subarea Plans Update – Zoning Map Revisions

Contact Person/Department:	Karen Watkins, Principal Planner Rebecca Ableman, Planning & Community Development Director	Budget Impact:	Information Only
-----------------------------------	---	-----------------------	---------------------

RECOMMENDATION(S)/ACTION REQUESTED OF COUNCIL: Information only, no Council action required at this time.

SUMMARY:

This information is in response to comments from Council, Planning Commission and the public on review of previous draft zoning maps.

BACKGROUND/HISTORY:

In the past few months, staff has provided draft zoning maps for each subarea to Council and Planning Commission for comment. In addition, the City held a public open house for residents within the two subareas on June 20, 2012 to elicit public comments on the proposed zoning maps. Additionally, staff has completed final analysis of land use capacity for both districts. The recommended revisions of the draft zoning maps are attached.

SUMMARY OF MAP REVISIONS SINCE LAST SEEN BY COUNCIL:

Lake Stevens Center

- The parcel on the north side of North Davies Road with the Safeway Gas Station was revised from Mixed Use Neighborhood to Commercial District to be consistent with current use.
- The large parcel on the SW corner of 4th Street NE and 99th Avenue NE was revised from Mixed-Use Neighborhood back to Urban Residential.
- The parcels on the SW corner of Chapel Hill Road and 99th Avenue NE was revised from Mixed-Use Neighborhood back to Urban Residential.
- The area east of 99th Avenue NE both north and south of Chapel Hill Road was revised from Mixed-Use Neighborhood to High Urban Residential.
- A “Main Street Road Network” was shown on 91st Avenue NE both north and south of SR204 to show the continuation of the Main Street vision north of SR204.

20th Street SE Corridor – There were additional revisions from commercial zones to residential zones due to the capacity of commercial available within the zones. The following descriptions are from west to east.

- The Neighborhood Business zone in the NW corner of 20th Street SE and 79th Avenue SE was changed back to the existing zoning of Urban Residential as it is part of an approved subdivision.

- The Mixed Use Neighborhood zone and Neighborhood Business zone in the NW corner of 20th Street SE and 83rd Avenue SE was changed to Business District to allow for additional capacity needed for business parks.
- The Neighborhood Business zone on the NE corner of 20th Street SE and 83rd Avenue SE was changed back to Urban Residential to reduce commercial capacity.
- The SE corner of 20th Street SE and 91st Avenue SE was changed from Business District to Commercial District to create a complete square for the large regional shopping area in the SW corner of 20th Street SE and SR9.
- The large area of Mixed Use Neighborhood north of 20th Street SE between SR9 and South Lake Stevens Road was minimized to a section along SR9 and a second section of two large parcels adjacent to the Thom Thumb commercial area. The remainder of the zone was modified to High Urban Residential.

These changes reflect capacity consistent with the Preferred Alternative/Alternative 2 growth numbers.

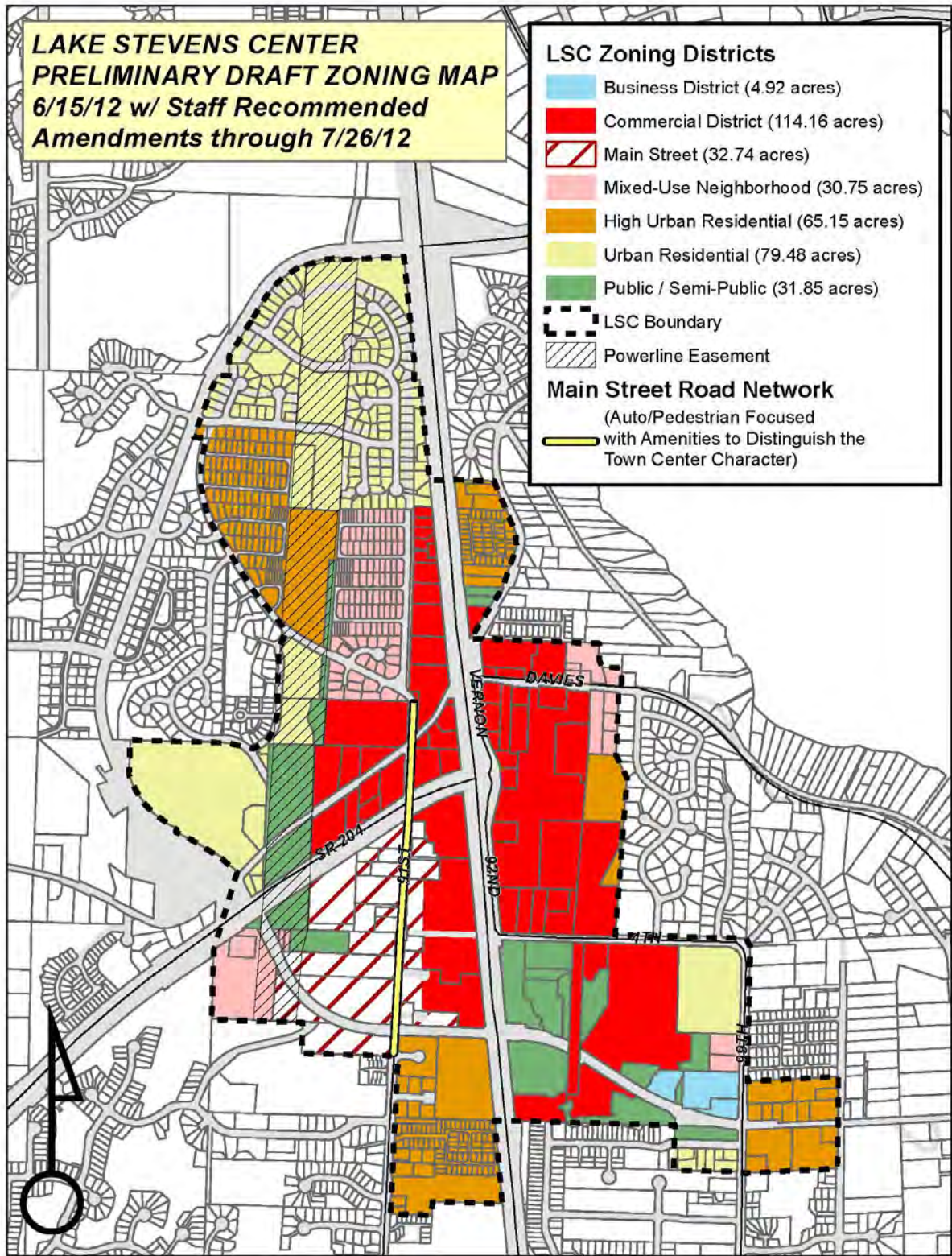
APPLICABLE CITY POLICIES: Lake Stevens Comprehensive Plan and Title 14 LSMC

BUDGET IMPACT: There is no immediate budget effect.

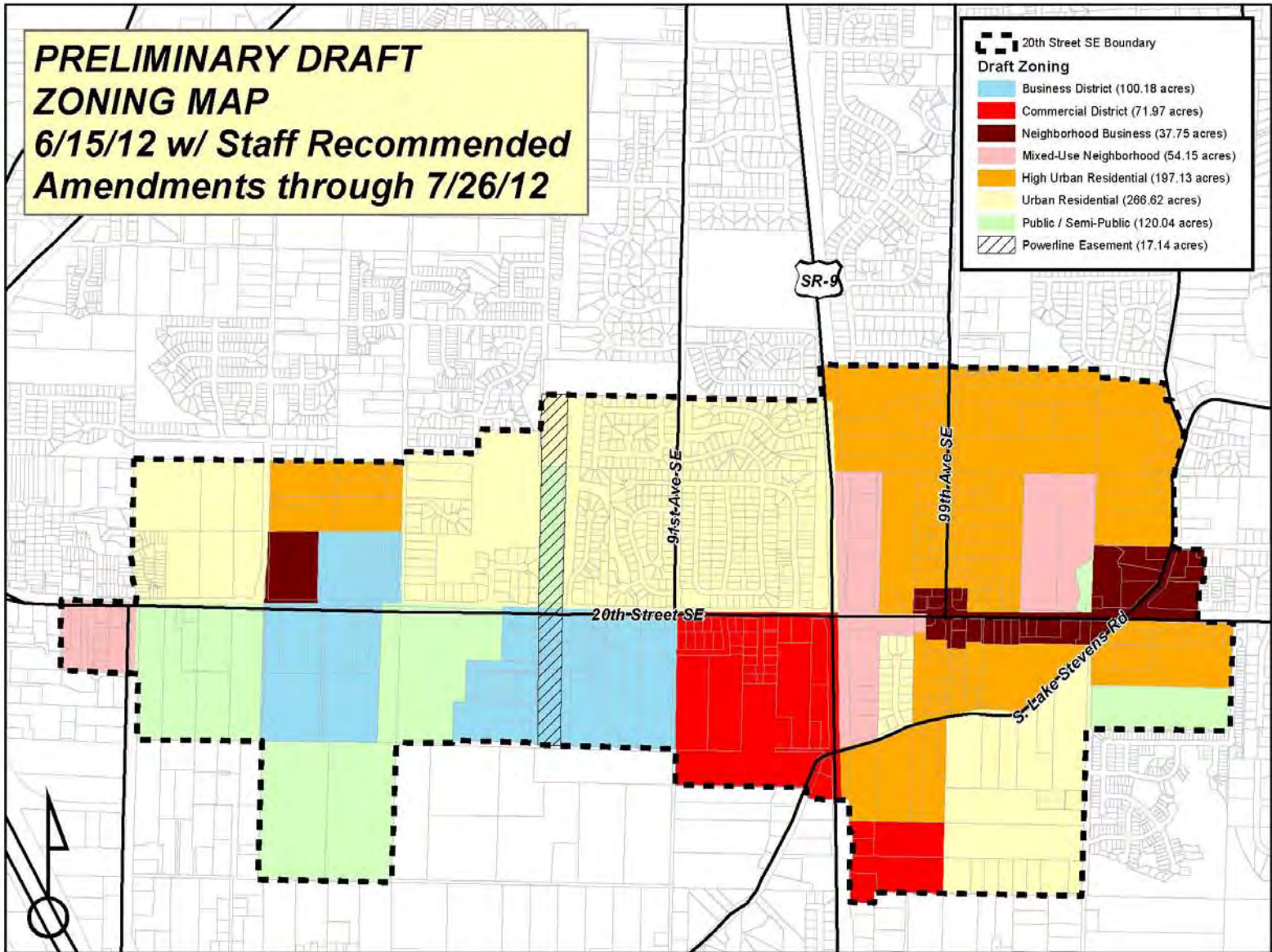
ATTACHMENTS:

- A. Lake Stevens Center Draft Zoning Map
- B. 20th Street SE Corridor Draft Zoning Map

ATTACHMENT A



ATTACHMENT B



CITY OF LAKE STEVENS
TREASURERS REPORT
2012 Second Quarter Financial Summary

General Fund - Summary

Description	Amended Budget	June 30, 2012	Percent +/- of 2012 Budget
Beginning Fund Balance	\$ 3,276,971	\$ 3,276,971	100.0%
Revenues	\$ 7,703,135	\$ 4,548,860	59.1%
Expenditures	\$ 8,033,702	\$ 3,753,436	46.7%
Ending Fund Balance	\$ 2,946,404	\$ 4,072,395	138.2%

- Total revenues are approximately 59% of budget.
- Total expenditures are approximately 47% of budget.

General Fund - Revenues

Revenue Category	Amended Budget	June 30, 2012	Percent +/- of 2012 Budget	June 30, 2011	% Change from 2011-2012
Taxes	\$ 6,280,979	\$ 3,517,449	56.0%	\$ 4,011,676	-12.3%
Licenses & Permits	\$ 313,380	\$ 404,649	129.1%	\$ 220,338	83.6%
Intergovernmental	\$ 368,574	\$ 275,827	74.8%	\$ 240,510	14.7%
Charges for Services	\$ 363,996	\$ 199,432	54.8%	\$ 236,526	-15.7%
Fines and Forfeits	\$ 310,022	\$ 117,728	38.0%	\$ 178,762	-34.1%
Miscellaneous	\$ 65,684	\$ 33,040	50.3%	\$ 36,482	-9.4%
Non-Revenue/Other	\$ 500	\$ 735	147.0%	\$ 39,642	-98.1%
Total	\$ 7,703,135	\$ 4,548,860	59.1%	\$ 4,963,936	-8.4%

Total Receipts are approximately 59% of the budget. This is an 8% decrease over 2011.

- Taxes are 56% of the budgeted revenues, a 12% decrease over prior year. The majority of the decline is sales tax, due to the construction sales tax ending for the Waste Water Treatment Plant .
- Licenses & Permits are at 129% of budgeted revenues. The largest portion is from an influx of building permit activity early in the year, that is expected to decline through the remainder of the year.
- The largest contributor to Intergovernmental revenues are liquor profits and excise taxes. With the implementation of I-1183 this year this revenue source is difficult to predict and is currently being evaluated.
- Service Charges are at 55% of budget revenues and have decreased by 16% over prior year. This is caused by a 65% decrease in Zoning and Subdivision Fees during that period.
- Fines and Forfeiture revenues are down 34% over the prior year. This correlates with the municipal court expenditure line item which is also down.
- Miscellaneous Revenues are on target at 50% of budget.
- The 2011 Non-Revenue budget includes an interfund loan repayment from the Repair & Demolition Fund.

General Fund - Expenditures

Expenditure Category	Amended Budget	June 30, 2012	Percent +/- of 2012 Budget	June 30, 2011	% Change from 2011-2012
Legislative	\$ 51,798	\$ 17,827	34.4%	\$ 15,213	17.2%
Executive	\$ 18,647	\$ 8,577	46.0%	\$ 8,765	-2.1%
Administration	\$ 88,762	\$ 43,014	48.5%	\$ 43,392	-0.9%
City Clerk	\$ 91,431	\$ 42,137	46.1%	\$ 38,365	9.8%
Human Resources	\$ 70,304	\$ 35,062	49.9%	\$ 31,348	11.8%
Civil Service	\$ 2,100	\$ 425	20.2%	\$ 425	0.0%
IT Services	\$ 162,910	\$ 79,874	49.0%	\$ 77,256	3.4%
Finance	\$ 105,273	\$ 51,275	48.7%	\$ 48,844	5.0%
Legal	\$ 65,000	\$ 19,927	30.7%	\$ 21,171	-5.9%
Planning	\$ 842,694	\$ 309,487	36.7%	\$ 243,153	27.3%
Building	\$ 200,111	\$ 93,303	46.6%	\$ 92,676	0.7%
Law Enforcement	\$ 4,876,330	\$ 2,394,834	49.1%	\$ 2,138,437	12.0%
Parks	\$ 202,306	\$ 95,449	47.2%	\$ 71,233	34.0%
Library	\$ 11,179	\$ 4,217	37.7%	\$ 4,803	-12.2%
General Government	\$ 564,493	\$ 224,222	39.7%	\$ 308,818	-27.4%
Community	\$ 15,359	\$ 6,083	39.6%	\$ 4,043	50.5%
Refunds & Non Oper	\$ 665,004	\$ 327,722	49.3%	\$ 449,850	-27.1%
Total	\$ 8,033,701	\$ 3,753,435	46.7%	\$ 3,597,792	4.3%

Total Expenditures are approximately 47% of the budget. This is a 4% increase from the same period in the prior year.

- The Legislative Department increased 17% due partially to the addition of facility rental for Council meetings
- The City Clerk's expenditures increased 9% due to increased cost and use of Code Publishing.
- Human Resources increased due to the budgeted purchase of a fire proof safe in 2012.
- The Planning Department increased 27% due to Economic Development related costs, as well as the budgeted purchase of a new permit tracking software program.
- Law Enforcement increased 12% due to the reallocation of insurance premiums, the budgeted purchases of computer equipment, legal expenditures related to union negotiations, and the additional SnoPac payment to SnoCo.
- The Parks Department expenditures increased 34% due to the budgeted parks projects including reroofing the Lundeen Shelter and Restrooms.
- General Government decreased by 27% over prior year due to the reallocation of insurance premiums, and decreased municipal court fees. In addition, capital outlay related to the cable PEG channel was completed in 2011.
- Non-Operating expenditures decreased by 27% due to the revised operating transfers to Capital funds and reserve funds.
- The remaining departments had no significant changes since prior year and are within budget expectations.

Street Fund - Summary

Description	Amended Budget	June 30, 2012	Percent +/- of 2012 Budget
Beginning Fund Balance	\$ 1,773,891	\$ 1,773,891	100.0%
Revenues	\$ 2,075,334	\$ 1,052,109	50.7%
Expenditures	\$ 1,840,985	\$ 727,722	39.5%
Ending Fund Balance	\$ 2,008,240	\$ 2,098,278	104.5%

- Total revenues are approximately 51% of budget.
- Total expenditures are approximately 40% of budget.

Street Fund - Revenues

Revenue Category	Amended Budget	June 30, 2012	Percent +/- of 2012 Budget	June 30, 2011	% Change from 2011-2012
Taxes	\$ 1,381,935	\$ 744,296	53.9%	\$ 628,063	18.5%
License & Permits	\$ 15,000	\$ 9,972	66.5%	\$ 9,120	9.3%
Intergovernmental	\$ 604,467	\$ 289,930	48.0%	\$ 280,635	3.3%
Charges for Service	\$ 2,000	\$ -	0.0%	\$ -	0.0%
Miscellaneous	\$ 3,678	\$ 7,910	215.1%	\$ 2,201	259.4%
Other Financing	\$ 68,255	\$ -	0.0%	\$ -	0.0%
Total	\$ 2,075,335	\$ 1,052,108	50.7%	\$ 920,019	14.4%

Total Receipts are approximately 51% of the budget. This is a 14% increase over the same period in 2011.

- Taxes are at 54% of budget, a 18.5% increase over the same period in 2011 partly due to the allocation of property taxes.
- License & Permits - Right of Way permits are slightly above expectations.
- Intergovernmental Revenues increased 3% over 2011 due to a payment from PUD for street repair. Street Fuel Tax has decreased slightly over the prior year.
- Miscellaneous revenues have increased due to the insurance recovery funds received for street related incidents.
- Other Financing budget is for the PWTF Loan for the 36th Street Bridge Repair which has not been requested

Street Fund - Expenditures

Expenditure Category	Amended Budget	June 30, 2012	Percent +/- of 2012 Budget	June 30, 2011	% Change from 2011-2012
Salaries & Benefits	\$ 749,752	\$ 367,869	49.1%	\$ 367,839	0.0%
Supplies	\$ 48,020	\$ 19,638	40.9%	\$ 15,229	29.0%
Services	\$ 292,205	\$ 109,740	37.6%	\$ 81,912	34.0%
Transportation	\$ 604,742	\$ 181,418	30.0%	\$ 101,139	79.4%
Other Expenses	\$ 57,418	\$ 29,204	50.9%	\$ 631,282	-95.4%
Capital Projects	\$ 88,848	\$ 19,854	22.3%	\$ 11,879	67.1%
Total	\$ 1,840,985	\$ 727,723	39.5%	\$ 1,209,280	-39.8%

Total Expenditures are approximately 40% of the budget, a 40% decrease over the same period in the prior year.

- Salaries & Benefits are within budget expectations.
- Supplies have increased 29% over 2011 due to budgeted purchases.
- Service Charges have increased 34% over prior year due to additional R&M expenditures including light pole and fence replacements.
- Transportation expenditures are up significantly over 2011 due to additional street lighting costs within the annexation area, some snow & ice control costs due to the snow event earlier this year, as well as the budgeted completion of the City Shop project and purchase of School Zone Beacons which will be reimbursed under a grant.
- Other Expenses are made up of the budgeted quarterly contribution and interfund transfers. Fewer transfers were budgeted in 2012 than in 2011.
- Capital Projects including the 36th Street bridge repair and mini - roundabout construction have begun

Surface/Storm Water Fund - Summary

Description	Amended Budget	June 30, 2012	Percent +/- of 2012 Budget
Beginning Fund Balance	\$ 652,249	\$ 652,249	100.0%
Revenues	\$ 1,468,559	\$ 769,114	52.4%
Expenditures	\$ 1,399,257	\$ 605,392	43.3%
Ending Fund Balance	\$ 721,551	\$ 815,971	113.1%

- Total revenues are approximately 52% of budget.
- Total expenditures are approximately 43% of budget.

Surface/Storm Water Fund Revenues

Revenue Category	Amended Budget	June 30, 2012	Percent +/- of 2012 Budget	June 30, 2011	% Change from 2011-2012
Intergovernmental	\$ 159,500	\$ 62,019	38.9%	\$ 94,186	-34.2%
Charges for Service	\$ 1,307,961	\$ 706,684	54.0%	\$ 674,094	4.8%
Miscellaneous/Transfers	\$ 1,098	\$ 412	37.5%	\$ 336	22.6%
Total	\$ 1,468,559	\$ 769,115	52.4%	\$ 768,616	0.1%

Total Receipts are 52% of budget, a decrease over the prior year.

- Intergovernmental Revenues are made up primarily of grant funding reimbursement more of which were received in early 2011.
- Charges for Services have increased 5% due to the timing of SWM fee receipts.

Surface/Storm Water Fund Expenditures

Expenditure Category	Amended Budget	June 30, 2012	Percent +/- of 2012 Budget	June 30, 2011	% Change from 2011-2012
Salaries & Benefits	\$ 760,699	\$ 363,475	47.8%	\$ 337,774	7.6%
Operating	\$ 27,892	\$ 15,839	56.8%	\$ 9,541	66.0%
Services	\$ 137,696	\$ 85,614	62.2%	\$ 41,768	105.0%
Intergovernmental	\$ 254,507	\$ 40,744	16.0%	\$ 68,938	-40.9%
Aerator Expenses	\$ 104,721	\$ 51,371	49.1%	\$ 53,460	-3.9%
Capital Projects	\$ 36,900	\$ -	0.0%	\$ 206	-100.0%
Operating Transfers	\$ 76,841	\$ 48,349	62.9%	\$ 41,905	15.4%
Total	\$ 1,399,256	\$ 605,392	43.3%	\$ 553,592	9.4%

Total Expenditures are approximately 43% of the budgeted amount, a 9% increase over the prior year.

- Salaries & Benefits are within budget expectations
- Operating and Service expenditures have both increased over prior year due to a more accurate allocation of related costs being accounted for in this fund. This includes a reallocation of insurance premiums and fuel usage.
- Intergovernmental revenues have decreased significantly due to more storm water grant expenditures occurring in early 2011 than in the same period in 2012.
- Aerator Operating Expenses are within budget and in line with the prior year.
- SWM Capital Projects budgeted in 2012 have not yet begun due to higher priority projects.
- Operating Transfers have increased due to the additional Equipment Replacement transfers budgeted in 2012.

7/18/2012

GENERAL FUND Line Item Description	As of 2011 Year End	2012 Amended Budget	As of 6/30/2012	2013 Year 1	2014 Year 2	2015 Year 3	2016 Year 4	2017 Year 5	2018 Year 6
	Estimated Beginning Fund Balance	1,213,310	3,276,971	3,276,971	2,946,404	2,563,502	2,038,016	1,277,853	290,944
TOTAL Taxes	7,660,785	6,280,979	3,517,449	6,303,693	6,396,081	6,489,980	6,585,417	6,682,420	6,781,017
TOTAL Licenses and Permits	360,468	313,380	404,649	316,939	323,149	329,482	335,941	342,528	349,246
TOTAL Intergovernmental Revenue	584,288	368,574	275,827	466,544	496,877	498,225	499,589	500,967	502,360
TOTAL Charges For Services	372,267	363,996	199,432	377,423	386,475	395,741	405,226	416,724	426,479
TOTAL Fines And Forfeits	294,561	310,022	117,728	313,391	316,798	320,246	323,733	327,961	330,830
TOTAL Miscellaneous Revenue	68,392	65,684	33,040	59,856	59,423	58,991	58,559	58,128	57,699
TOTAL Capital Contributions	33,653	0	-	-	-	-	-	-	-
TOTAL Non- Revenue	134,311	500	376	500	500	500	500	500	500
TOTAL Other Financing Sources	-	0	359	-	-	-	-	-	-
TOTAL REVENUES	9,508,724	7,703,135	4,548,860	7,838,346	7,979,304	8,093,165	8,208,965	8,329,229	8,448,131
TOTAL RESOURCES	10,722,035	10,980,106	7,825,831	10,784,751	10,542,806	10,131,181	9,486,817	8,620,173	7,474,544
TOTAL LEGISLATIVE	29,838	51,798	17,827	51,872	51,932	51,994	52,058	52,124	52,191
TOTAL EXECUTIVE	17,522	18,647	8,577	18,726	18,803	18,882	18,965	19,052	19,141
TOTAL Administration	84,124	88,762	43,014	92,854	97,530	102,640	107,226	111,925	116,963
TOTAL Clerk	82,592	91,431	42,137	95,542	99,790	104,166	108,799	113,819	119,214
TOTAL HR	64,839	70,304	35,062	71,074	73,862	76,815	79,902	83,228	86,768
TOTAL CIVIL SERVICE	1,700	2,100	425	2,108	2,116	2,124	2,133	2,142	2,150
Total IT	159,299	162,910	79,874	170,802	179,169	188,210	197,898	208,513	220,051
TOTAL FINANCE	116,030	105,273	51,275	186,041	192,336	200,948	207,593	214,228	171,298
TOTAL LEGAL	54,955	65,000	19,927	66,820	68,691	70,614	72,592	74,624	76,714
TOTAL PLANNING	747,320	842,694	309,487	813,095	839,147	869,057	896,618	933,858	967,659
TOTAL BUILDING	184,145	200,111	93,303	205,760	215,866	226,769	238,434	251,195	265,045
TOTAL LAW ENFORCEMENT	4,282,048	4,876,330	2,394,834	5,000,756	5,193,734	5,444,248	5,691,149	5,979,907	6,259,634
TOTAL PARKS	155,359	202,306	95,449	159,135	164,518	170,795	177,074	183,719	190,589
TOTAL LIBRARY	8,172	11,179	4,217	9,392	9,639	9,893	10,155	10,423	10,699
TOTAL GENERAL GOVERNMENT	531,033	564,493	224,222	581,070	598,183	615,849	634,088	652,927	672,388
TOTAL COMMUNITY	26,434	15,359	6,083	30,458	30,835	31,222	31,620	32,030	32,453
TOTAL NON-EXPENDITURES	45	200	320	500	500	500	500	500	501
TOTAL OPERATING-TRANSFERS OUT	899,608	664,804	327,402	665,244	668,139	668,599	669,068	669,546	670,035
TOTAL EXPENDITURES	7,445,063	8,033,702	3,753,436	8,221,249	8,504,790	8,853,328	9,195,873	9,593,759	9,933,493
ENDING FUND BALANCE	3,276,972	2,946,404	4,072,395	2,563,502	2,038,016	1,277,853	290,944	(973,586)	(2,458,948)
Total Reserve %	34%	38%	90%	33%	26%	16%	4%	-12%	-29%

7/12/12

CITY OF LAKE STEVENS
TREASURERS REPORT

TREASURERS REPORT					
GENERAL FUND	2012	As of	2012	Enc (PO)\$	As of
Line Item Description	Amended Budget	6/30/2012	% of Budget		6/30/2011
Estimated Beginning Fund Balance	3,276,971	3,276,971			1,213,310
Real and Personal Property Tax	2,611,547	1,409,566	54%		1,651,841
Local Retail Sales and Use Tax	1,607,585	997,170	62%		1,123,032
State Law & Justice	279,734	182,608	65%		174,624
Sales Tax Incentive	49,717	49,717	100%		129,144
Utility Tax - Electric	336,154	196,132	58%		188,966
Utility Tax - Gas	355,735	219,403	62%		219,188
Franchise Tax - Television Cable	320,019	159,014	50%		158,533
B & O Telephone and Telegraph	703,738	291,369	41%		357,581
Leasehold Excise Tax	3,250	5,145	158%		1,142
Gambling Tax	13,500	7,325	54%		7,623
TOTAL Taxes	6,280,979	3,517,449	56%		4,011,676
Business Licenses and Permits	44,560	24,272	54%		22,477
Building Permits	258,000	373,604	145%		192,442
Animal Licenses	4,550	1,740	38%		2,148
Other Non-Business Licenses & Permits	4,270	3,423	80%		1,025
Event Permits	2,000	1,610	81%		2,246
TOTAL Licenses and Permits	313,380	404,649	129%		220,338
DOJ Grant	1,600	1,749	109%		756
ARRA - JAG Grant	13,134	13,134	100%		
Misc. Police Grants	8,600	4,673	54%		9,138
Safer Boating Grant	25,000	-	0%		1,854
Boating (VRF)	8,900	-	0%		8,898
Parks grant - Recycle	0	-	0%		
Shoreline Master Program Grant	0	-	0%		
Housing Authority Pay. In Lieu of Taxes	135	-	0%		135
PUD Privilege Tax	89,095	-	0%		
Criminal Justice-Low Population	500	3,098	620%		3,040
Criminal Justice-Special Programs	2,000	11,694	585%		11,483
DUI Distribution	6,895	2,704	39%		3,143
Liquor Excise Tax	22,715	69,736	307%		68,203
Liquor Board Profits	190,000	143,624	76%		109,859
City Assistance	0	25,415	>100%		24,001
TOTAL Intergovernmental Revenue	368,574	275,827	75%		240,510
IT Services	75,663	74,767	99%		73,459
Sale of Map/ Publications & Photocopies	2,581	1,142	44%		1,311
Public Record Request - Printing/Copy Fees	50	-	0%		33
Laminating Services - PD	-	168	>100%		
Election Candidate Filing Fee	-	-	0%		
Passports	45,000	21,134	47%		23,583
Passport Photos	13,000	6,511	50%		6,533
Law Enforcement Services	4,202	2,150	51%		2,040
Law Enforcement Off-duty	19,000	5,703	30%		5,289
Law Enforcement Services-High School	120,000	76,722	64%		59,458
Fire Inspection Fee	1,000	510	51%		979

GENERAL FUND	2012	As of	2012		As of
Line Item Description	Amended Budget	6/30/2012	% of Budget	Enc (PO)\$	6/30/2011
Zoning and Subdivision Fees	75,000	7,145	10%		60,356
Planning - Developer Reimbursement	500	1,327	265%		-
Boat Launch Parking	7,000	2,152	31%		3,335
Boat Launch Closure Fee	700	-	0%		
Boating Safety Classes	300	-	0%		150
TOTAL Charges For Services	363,996	199,432	55%		236,526
Mandatory Insurance - Admin Fee	350	172	49%		
Evergreen & Marysville Courts	282,821	106,874	38%		163,346
Violations	26,551	7,890	30%		15,256
Evidence Confiscations	0		0%		-
Impound Fees	300	2,792	931%		160
TOTAL Fines And Forfeits	310,022	117,728	38%		178,762
Investment Interest	5,879	2,053	35%		1,161
Real & Pers. Prop. Tax Interest	0	(21)	-210900%		(37)
Sales & Use Tax Interest	1,625	666	41%		840
Facilities Rental	10,000	4,711	47%		4,495
Special Event - Rental Reimb	4,500	910	20%		2,421
Lease (LT) Lundeen House	8,472	4,236	50%		4,942
Lease (LT) City Shop	23,533	10,372	44%		12,900
Arts sidewalk chalk/ Arts Commission Donation	125		0%		-
Donations - Parks Dept.-Dock	0		0%		-
Private grants/donations- HR	750		0%		480
Donations - Police Dept.	500		0%		500
Sale of Scrap & Junk	0		0%		714
Sale of confiscated property	200	326	163%		258
Misc. judgments & settlements	500	1,195	239%		-
Unclaimed Property	400	1,399	350%		-
Reimbursement - Snolsle Library	5,000	5,235	105%		5,415
Employee Reimbursement - Gun purchase	3,000	867	29%		1,959
Cash Overages/(Shortages)	0		0%		5
Miscellaneous Revenue	1,200	1,091	91%		429
TOTAL Miscellaneous Revenue	65,684	33,040	50%		36,482
Cable - Capital Contributions	0		0%		10,979
TOTAL Capital Contributions	0	-	0%		10,979
Interfund Loan Repayment	0		0%		28,029
Prior Year's correction	0		0%		-
Refundable Customer Deposit	0	290	>100%		150
Seizure - State Remit Portion	-	36	>100%		
Refunds or Overpayments	500	50	10%		484
TOTAL Non- Revenue	500	376	75%		28,663
Insurance Recoveries	0	359	>100%		-
TOTAL Other Financing Sources	0	359	>100%		-
TOTAL REVENUES	7,703,135	4,548,860	59%		4,963,935
TOTAL RESOURCES	10,980,106	7,825,831	71%		6,177,245

GENERAL FUND	2012	As of	2012		As of
Line Item Description	Amended Budget	6/30/2012	% of Budget	Enc (PO)\$	6/30/2011
Legislative - Salaries	42,000	15,400	37%		13,050
Legislative - Benefits	3,213	1,204	37%		998
Legislative - Operating Sup	300	86	29%		-
Legislative - Travel	1,000	551	55%		630
Legislative - Rentals	2,000	487	24%		
Legislative - Prof. Development	800	100	13%		535
Legislative - Capital	0		0%		-
Legislative - Retreat	2,485		0%		-
TOTAL LEGISLATIVE	51,798	17,827	34%		15,213
	-				
Executive - Salaries	14,400	7,200	50%		7,200
Executive - Benefits	1,392	568	41%		552
Executive - Communications	655	504	77%		319
Executive - Travel	1,000	305	30%		371
Executive - Miscellaneous	250		0%		31
Executive - Prof. Development	750		0%		190
Executive - Board appreciation	200		0%		102
TOTAL EXECUTIVE	18,647	8,577	46%		8,765
	-				
Administration - Salaries	61,746	32,666	53%		33,893
Administration - Car Allowance	3,600				
Administration - Benefits	18,936	8,983	47%		8,358
Administration - Office Supply	250	23	9%		-
Administration - Staff Development	1,100	35	3%		265
Administration - Communications	1,280	711	56%		370
Administration - Travel	1,600	464	29%		506
Administration - Miscellaneous	250	132	53%		-
Administration - Capital	0		0%		-
TOTAL Administration	88,762	43,014	48%		43,392
	-				
Clerk - Salaries	56,350	28,792	51%		27,756
Clerk - Benefits	19,699	9,192	47%		8,937
Clerk -Office supplies	600	229	38%		284
Clerk - Professional Services	12,000	3,340	28%		849
Clerk - Staff Development	800	75	9%		90
Clerk- Communications	482	260	54%		233
Clerk - Travel	800	58	7%		32
Clerk - R&M	0		0%		-
Clerk- Miscellaneous	0	25	>100%		-
Clerk- Misc DOL CC fees	700	165	24%		184
Clerk - Capital	0		0%		-
TOTAL Clerk	91,431	42,137	46%		38,365
	-				
HR - Salaries	49,156	24,579	50%		23,862
HR - Benefits	13,391	6,225	46%		5,935
HR- Office supplies	500	151	30%	19	-
HR - Operating Supplies	2,500	2,474	99%		-
HR- Professional services	600	147	24%		310
HR Staff development	450	80	18%		15
HR Communications	907	405	45%		368
HR- Travel	400	278	70%		223
HR - Miscellaneous	150	49	33%		79

GENERAL FUND	2012	As of	2012		As of
Line Item Description	Amended Budget	6/30/2012	% of Budget	Enc (PO)\$	6/30/2011
HR Wellness program	1,000	98	10%		-
HR Safety program	1,250	577	46%		556
TOTAL HR	70,304	35,062	50%		31,348
Civil Service - Professional Service	1,700	425	25%		425
Civil Service - Supplies	400		0%		-
TOTAL CIVIL SERVICE	2,100	425	20%		425
IT- Salaries	110,564	55,285	50%		53,672
IT - Overtime	1,500	898	60%		436
IT - Benefits	45,931	22,104	48%		20,493
IT- Office supplies	200	168	84%		
IT- Renewals & Annual Subscriptions	0		0%		1,780
IT - Fuel	450	272	60%		163
IT- Staff development	2,000		0%		-
IT- Communications	1,465	1,148	78%		712
IT- Travel	200		0%		-
IT - Repair & Maintenance	500		0%		-
IT - Miscellaneous	100		0%		-
Total IT	162,910	79,874	49%		77,256
Finance - Salaries	72,556	36,358	50%		34,634
Finance - Benefits	22,897	10,379	45%		9,066
Finance - Office Supplies	1,800	625	35%	231	1,022
Finance - Professional Service	1,000	846	85%		-
Finance - Communications	234	115	49%		114
Finance - Travel	700	60	9%		60
Finance - Advertising	400		0%		-
Finance - Insurance	136	122	90%		122
Finance - Financial Software Maint	2,550	2,100	82%		3,550
Finance - Miscellaneous	500	105	21%		226
Finance - Staff Development	500	50	10%		50
Finance - Banking Services	2,000	514	26%		
Finance - Capital	0		0%		-
TOTAL FINANCE	105,273	51,275	49%		48,844
Legal - Professional Service	65,000	19,927	31%		21,171
TOTAL LEGAL	65,000	19,927	31%		21,171
Planning - Salaries	325,625	167,763	52%		143,045
Planning - Benefits	121,980	62,189	51%		43,168
Planning - Office Supplies	3,500	1,056	30%		687
Planning - Operating Expenses	2,500	189	8%		387
Planning - Tools & Equipment	900	900	100%		-
Planning - Professional Services	1,769	288	16%		5,536
Planning - Prof. Serv. UGA/RUTA	5,000		0%		-
Planning - Engineering - Biologist	1,519		0%		-
Planning - Prof. Serv. Hear. Exam.	2,500		0%		-
Planning - Critical Areas - Developer Reimb	9,000	1,463	16%		2,724
Planning - Prof Serv Eagle Ridge Graphics	0		0%		882
Planning - GIS mapping	0		0%		1,910
Planning - Communication	3,265	1,340	41%		1,355

GENERAL FUND	2012	As of	2012		As of
Line Item Description	Amended Budget	6/30/2012	% of Budget	Enc (PO)\$	6/30/2011
Planning - Travel	1,200	351	29%		65
Planning - Advertising	10,000	1,512	15%		6,346
Planning - Repair & Maint.	1,231	615	50%		215
Planning - Miscellaneous	150	36	24%		61
Planning - Printing and Binding	1,000	235	24%		316
Planning - Capital	0		0%		-
Planning - Permit Tracking System Upgrade	4,344	4,344	100%		-
Planning - Permit Tracking Maint	5,430	5,430	100%		-
Planning - Permit Tracking Customer Module	0		0%		-
Planning - Staff Development	1,200	73	6%		320
Planning -Shoreline Master Program	481	481	>100%		5,340
Planning - Economic Development	340,000	61,197	18%		30,679
Planning Commission - Miscellaneous	100	24	24%		117
TOTAL PLANNING	842,694	309,487	37%		243,153
Building Department - Salaries	134,068	63,615	47%		65,272
Building Department - Benefits	59,338	27,681	47%		25,416
Building Department - Office Supplies	500	294	59%		238
Building Department - Operating Supply	1,650	916	56%		797
Building Department - Professional	3,000	452	15%		575
Building Department - Communications	455	221	49%		221
Building Department - Travel	250		0%		32
Building Department - Repair & Maintenance	0		0%		-
Building Department - Miscellaneous	150	125	83%		125
Building Department - Staff Development	700		0%		-
Building - Capital Outlay	0		0%		-
TOTAL BUILDING	200,111	93,303	47%		92,676
Law Enforcement - Salaries	2,166,181	1,081,080	50%		1,101,329
Law Enforcement - Holiday Pay Out	83,200		0%		-
Law Enforcement - Extra Duty Salaries	15,000	289	2%		755
Law Enforcement - Overtime	300,000	97,733	33%		48,274
Law Enforcement - Benefits	864,607	439,223	51%		431,812
Law Enforcement - Clothing	37,000	20,091	54%	478	22,938
Law Enforcement - Office Supplies	25,000	8,652	35%	790	10,115
Law Enforcement - Operating	25,000	11,161	45%	186	11,510
Law Enforcement - Staff Purchases - union	2,500	1,870	75%		-
Law Enforcement - Emergency Mangement	0		0%		-
Law Enforcement - Fuel	103,500	43,501	42%		46,939
Law Enforcement - Professional Services	22,000	7,676	35%	87	8,124
Law Enforcement - Prof Serv Lexipol	2,450	2,450	100%		2,450
Law Enforcement - Legal	-	11,845	#DIV/0!		
Law Enforcement - Communication	28,490	12,680	45%	15	8,965
Law Enforcement - Travel	10,000	1,600	16%	121	794
Law Enforcement - Insurance	155,145	154,542	100%		111,870
Law Enforcement - Utilities	10,777	5,534	51%		5,242
Law Enforcement - Repair & Maintenance	110,000	38,692	35%	2,174	29,974
Law Enforcement - Miscellaneous	2,000	1,245	62%		758
Law Enforcement - Staff Development	7,500	7,078	94%		1,670
Law Enforcement - Drug Task Force	7,500		0%		-
Law Enforcement - Grants	4,000	3,245	81%		-
Law Enforcement - Alarm Costs	2,000	348	17%		696

GENERAL FUND	2012	As of	2012		As of
Line Item Description	Amended Budget	6/30/2012	% of Budget	Enc (PO)\$	6/30/2011
Law Enforcement - Drug Investigations	1,000		0%		
Law Enforcement - Jail	326,000	125,209	38%		119,142
Law Enforcement - Snopac Dispatch/800 MhZ	413,955	261,680	63%		135,114
Law Enforcement - Boating Salaries	32,000	8,371	26%		15,596
Law Enforcement - Boating Benefits	6,300	1,803	29%		3,120
Law Enforcement - Clothing - Boating	500	397	79%		-
Law Enforcement - Boating Travel	2,000	1,977	99%		1,997
Law Enforcement - Boating Operating Supplies	1,000	227	23%		150
Law Enforcement - R&M Boating	5,000	2,809	56%		4,573
Law Enforcement - Capital	0	600	>100%		-
Law Enf-NW IP Server Software	0		0%		-
Law Enf-NW Cisco port switch	4,000	3,616	90%		-
Law Enf-NW GPS/Receiver Antena	4,900		0%		-
Law Enf-NW Upgrade Internet conn	0		0%		-
Law Enf-NW Evidence Bar Coding	3,400		0%		-
Law Enf - NW Car Laptops	41,125	21,767	53%		-
Law Enf- 1 Ballistic Shield	3,800		0%		-
Law Enf- Patrol Car Audio/Video	7,500		0%		-
Law Enf- E Cabinet Filing	5,000	4,995	100%		-
LE - Seizure & Forfeiture State Remit	0		0%		-
Code Enforcement - Professional Service	35,000	10,850	31%		14,530
TOTAL LAW ENFORCEMENT	4,876,330	2,394,834	49%		2,138,437
	-				
Parks - Salaries	45,446	22,755	50%		21,554
Parks - Overtime	0		0%		142
Parks - Seasonal Workers Salaries	30,000	6,122	20%		5,691
Parks - Benefits	21,112	9,557	45%		9,031
Parks - Seasonal Workers - Benefits	5,000	965	19%		826
Parks - Clothing	2,900	2,028	70%		2,744
Parks - Operating Supplies	7,500	1,299	17%		5,566
Parks - Eagle Ridge Park/Soper Hill Operating	2,500	2,255	90%	2,020	279
Parks - Lundeen Op	5,000	1,704	34%		918
Parks - North Cove	200		0%		-
Parks - Swim Beach	500		0%		-
Parks - Boat Launch Expenses	500	36	7%		-
Parks - Fuel	2,732		0%		1,329
Parks - Professional Services	500	359	72%		-
Parks - Communications	2,125	1,149	54%		1,034
Parks - Travel	0		0%		-
Parks - Equipment Rental	6,000	1,333	22%		1,345
Parks - Insurance	3,225	3,030	94%		7,166
Parks - Utilities	9,884	4,936	50%		4,807
Parks - Storm Drainage	2,432	1,216	50%		1,233
Parks - Repair & Maintenance	6,000	2,674	45%		1,389
Parks - Repair & Maintenance - Lundeen	500		0%		278
Reroof Shelters and restrooms - Lundeen	17,000	11,498	68%		-
Parks - Miscellaneous	250	33	13%		-
Parks - Staff Development	500	500	100%		510
Parks - Capital Outlay -New Rowing Dock	0		0%		-
Parks - Lundeen Bskbal Court	0		0%		4,887
Eagle Ridge - House site demo	26,000	22,000	85%	22,000	-
Grates for ped pier & railing-North Cove	4,200		0%		-

GENERAL FUND	2012	As of	2012		As of
Line Item Description	Amended Budget	6/30/2012	% of Budget	Enc (PO)\$	6/30/2011
Park Board - Miscellaneous	300		0%		-
Parks- DOE grant (Recycle)	0		0%		504
TOTAL PARKS	202,306	95,449	47%		71,233
Library - Operating	794	185	23%		386
Library - Professional Service	206		0%		-
Library - Utilities	6,617	3,199	48%		3,218
Library - Storm Drainage	563	281	50%		281
Library - Repairs & Maintenance	2,000	552	28%		918
Library - Capital Outlay	1,000		0%		-
TOTAL LIBRARY	11,179	4,217	38%		4,803
General Gov't - Facilities Salaries	2,325	1,162	50%		853
General Gov't - Facilities Benefits	786	359	46%		342
General Government - Special Event Equip	2,890	910	31%		1,406
General Government - Election Costs	10,000		0%		-
General Government - Voters Registration	40,000	38,053	95%		38,839
General Government - Municipal Court Fees	175,000	35,806	20%		59,693
General Government - Court Appt. Attorney	70,000	28,335	40%		28,253
General Government - Advertising	300	117	39%		168
General Gov't - Prosecutor fees	88,403	37,623	43%		35,831
General Government - Fire Marshall	3,598		0%		-
General Government - Public Record Req - Print&C	200		0%		-
General Government - P.S.R.C.	11,308		0%		-
General Government - Operating Supply	9,000	2,081	23%	30	3,776
General Government - Fuel	200	76	38%		76
General Government - Professional Serv	6,000	3,262	54%		2,989
General Government - Communications	7,474	2,844	38%		3,635
General Government - Equipment rental	2,300	862	37%		1,118
General Government - Insurance	21,685	21,388	99%		51,181
General Government - Utilities	15,570	8,015	51%		7,573
General Government - Storm Drainage	2,778	1,389	50%		1,406
General Government - Repair/Maintenance	7,500	762	10%	200	2,255
General Government - Miscellaneous	2,500	1,382	55%		407
General Government - Economic Develop. Council	4,000	3,000	75%		3,000
General Government - Visitor Center	700		0%		-
General Government - A.W.C.	19,084	19,084	100%		18,042
General Government - Snohomish Co. Tomorrow	5,000		0%		4,397
General Government - Excise Tax	1,585	637	40%		771
General Government - Capital Expenditure	0		0%		1,651
General Government - Cable Capital	0		0%		25,173
General Government - Protect Insp - Reg Enforce	1,000		0%		-
General Government - Emergency Service	30,506	7,627	25%		7,062
General Government - Earth Day Clean Up	2,000	31	2%		1,754
General Government - Aquafest	2,000		0%		-
General Government - Air Pollution	12,000	6,359	53%		3,781
General Government - Liquor Board to State	6,800	3,061	45%		3,386
TOTAL GENERAL GOVERNMENT	564,493	224,222	40%		308,818
Historical Museum	1,000	741	74%		406
Arts Commission	2,268	511	23%		50
Grimm House Electrical	500	365	73%		168

GENERAL FUND	2012	As of	2012		As of
Line Item Description	Amended Budget	6/30/2012	% of Budget	Enc (PO)\$	6/30/2011
Human Services	0		0%		-
Community Center - Operating & R&M	4,000	415	10%		249
Community Center- Cleaning	1,200	552	46%		582
Community Center- Communication	455	221	49%		221
Community Center- Utilities	4,437	2,085	47%		2,158
New Senior Center	1,500	1,193	80%	180	209
TOTAL COMMUNITY	15,359	6,083	40%		4,043
Refunds	200	320	160%		45
TOTAL NON-EXPENDITURES	200	320	160%		45
Contribution To Cap Equip (Police)	100,000	50,000	50%		37,000
Contribution To Unemployment Fund	22,089	11,045	50%		19,827
Operating Trans to 633 (Trs. Trust)	10,000		0%		-
Contribution To Computer Equip Fund	32,715	16,358	50%		15,400
Transfer Library Annex Funds to Street	0		0%		-
Transfer Library Annex Funds to Gen. Fnd Reserv	500,000	250,000	50%		250,000
Transfer Increased % of Property tax to GF Resrv	0		0%		127,578
TOTAL OPERATING-TRANSFERS OUT	664,804	327,402	49%		449,805
TOTAL EXPENDITURES	8,033,702	3,753,436	47%	28,531	3,597,792
ENDING FUND BALANCE	2,946,404	4,072,395			2,579,453
Total Reserve %	38%	90%			52%
Council Reserve Policy 10%					
Amount in excess of policy 10%	2,176,091	3,617,509			2,083,060

7/11/2012

CITY OF LAKE STEVENS
 TREASURERS REPORT
 STREET FUND

Treasurer's Report					
STREET FUND					
<u>Line Item Description</u>	2012 Amended Budget	As of 6/30/2012	2012 % of Budget	Enc (PO) \$	As of 6/30/2011
Street Fund					
Estimated Beginning Fund Balance	1,773,891	1,773,891			1,929,912
County Road Tax	-	-			
Real and Personal Property Tax	1,015,602	548,164	54%		439,097
B & O Electric	366,333	196,132	54%		188,966
Total Taxes	1,381,935	744,296	54%		628,063
ROW Permits	15,000	9,972	66%		9,120
Total License & Permits	15,000	9,972	66%		9,120
Street Fuel Tax	566,833	272,145	48%		280,635
SZ Safety Grant	11,380	11,380	100%		
FEMA Grant	26,254	-	0%		
PUD Street Repair Reimb	-	6,405	>100%		
ARRA Grant	-		0%		
Total Intergovernmental Revenue	604,467	289,930	48%		280,635
PW Services - Reimbursement	2,000		0%		
Total Charges for Services	2,000	-	0%		-
Investment Interest	3,178	1,166	37%		1,404
ROW - Special Assessment	0	60	>100%		48
Insurance Recovery	500	5,651	1130%		749
Prior Year's Correction (PPA)	0		0%		
Miscellaneous Revenue	0	1,033	>100%		
Total Miscellaneous Revenue	3,678	7,910	215%		2,201
Transfer of Library Annex Funds	-	-	0%		
Transfer in from Bond Fund	-	-	0%		
Transfer in from PWTF Loan	68,255	-	0%		
Total Other Financing Sources	68,255	-	0%		-
TOTAL REVENUES	2,075,334	1,052,109	51%		920,019
TOTAL RESOURCES	3,849,225	2,826,000	73%		2,849,931
Street Fund - Salaries	502,244	243,056	48%		240,491
Street Fund - Overtime	25,000	15,898	64%		16,050
Street Fund - Benefits	216,988	106,420	49%		107,288
Street Fund - Clothing	5,520	2,493	45%	420	4,010
Total Salaries & Benefits	749,752	367,869	49%		367,839
Street Fund - Office Supplies	2,320	1,379	59%		1,129
Street Fund - Operating Supplies	13,700	9,859	72%	40	5,752
Street Fund - Fuel	32,000	8,400	26%		8,348
Total Supplies	48,020	19,638	41%		15,229
Street Fund - Safety program	2,355	1,086	46%		1,046
Street Fund - Staff Development	2,000		0%		111

STREET FUND		As of	2012		As of
Line Item Description	2012 Amended Budget	6/30/2012	% of Budget	Enc (PO) \$	6/30/2011
Street Fund - Professional Services	40,000	12,445	31%		11,584
SR9 Safety Corridor Study	-				
20th Street SE Traffic Study	33,000	6,868	21%		
Street Fund - Street Sweeping	22,615	9,623	43%	1,699	5,675
Hwy 9/204/ LSC Circulation	15,967		0%		
Street Fund - Roundabout Landscape	3,000		0%		
Street Fund - Computer Software	910	450	49%		650
GMA Traffic Mitigation Plan	39,000	6,205	16%		
Professional Services - Legal	-	232			
Street Fund - Communications	4,100	2,315	56%		1,898
Street Fund - Travel	855	105	12%		166
Street Fund - Advertising	250	108	43%		241
Street Fund - Rentals/Leases	2,465	480	19%	328	198
Street Fund - Insurance	7,848	7,848	100%		28,484
Street Fund - Utilities	4,580	1,381	30%		2,228
Street Fund - Repair & Maintenance	112,870	60,302	53%	11,021	29,442
Street Fund - Lundeen Street scape	-				
Street Fund - Miscellaneous	390	292	75%		189
Total Services and Charges	292,205	109,740	38%		81,912
	-				
Street Fund - Storm Drainage	2,507	1,254	50%		425
Street Fund - SWM Debt Service Charg	6,608	6,608	100%		
Overlays	342,075	300	0%	300	
Sidewalk Repairs	5,000		0%		
Street Fund - Street Lighting	132,760	74,710	56%		63,779
Street Fund - Traffic Control Devices	67,920	62,367	92%	40,822	5,075
Street Fund - Snow & Ice Control	14,910	6,408	43%		
Street Fund - Shoulders	4,000	1,300	32%		
Street Fund - PW Lot Rental/Lease	-		0%		
Street - Facilities R&M (PW Shop)	-	-	#DIV/0!	-	13,858
Street - Facilities R&M (City Shop)	28,962	28,472	98%	12,587	18,002
Total Transportation	604,742	181,418	30%		101,139
	-				
Contribution to Municipal Arts	-				
Transfer for PWTF Debt Payment	1,000	995	100%		239
Transfer to Sidewalk Capital Fund	-				590,738
Transfer Out	-				
Contribution to Unemployment Fund	3,721	1,861	50%		14,725
Contribution to Equipment Fund	41,097	20,549	50%		19,950
Contribution to Computer Repl	11,600	5,800	50%		5,630
Total Other Expenditures/Expense	57,418	29,204	51%		631,282
	-				
Total O & M Expenditures	1,752,137	707,868	40%		1,197,401
	-				
Capital Expenditures	-				
	-				
Vernon Rd/N Davies RAB/channalization	16,000	11,191	70%	3,736	
N Davies/Safeway Exit RAB	10,000		0%		
36th Street Bridge Repair	62,848	8,663	14%		5,750
Main St. Emergency Repair	-		0%		5,923
Capital purchase	-		0%		206
PW Building Construction/Acquisition	-		0%		
Guard Rails	-		0%		
Sidewalks (Safer Routes)	-		0%		
Safer Routes to School Grant Match	-		0%		

STREET FUND		As of	2012		As of
Line Item Description	2012 Amended Budget	6/30/2012	% of Budget	Enc (PO) \$	6/30/2011
Vernon/ Lundeen/ Soper round about	-		0%		
Capital Expenditures	88,848	19,854	22%		11,879
TOTAL EXPENDITURES	1,840,985	727,722	40%	70,953	1,209,280
ENDING FUND BALANCE	2,008,240	2,098,278			1,640,651
Total Reserve % Council Reserve Policy 10%	97%	199%			178%
Amount in excess of policy 10%	1,623,318	1,815,678			1,355,658

7/11/2012

CITY OF LAKE STEVENS
TREASURERS REPORT
STORM/SURFACE WATER FUND

Treasurer's Report					
Storm Water Fund		As of	2012		As of
Line Item Description	2012 Amended Budget	6/30/2012	% of Budget	Enc (PO)\$	6/30/2011
Surface Water Utility Fund					
Estimated Beginning Fund Balance	652,249	652,249			332,103
Dept. of Ecology Grants	154,000	58,119	38%		88,272
DOE - Aquatic Weed Grant (Milfoil)	0	2,125	>100%		
County Aerator O& M	5,500	1,775	32%		5,914
Sno Co Weed Abate (Milfoil) Contribution	0		0%		0
TOTAL Intergovernmental	159,500	62,019	39%		94,186
Storm Service Charges	1,307,961	706,684	54%		674,094
TOTAL Charges for service	1,307,961	706,684	54%		674,094
Misc	0	1,033	>100%		0
Investment Interest	1,098	412	38%		336
TOTAL Miscellaneous Revenue	1,098	412	38%		336
TOTAL REVENUES	1,468,559	769,114	52%		768,616
TOTAL RESOURCES	2,120,808	1,421,364	67%		1,100,719
Storm Fund - Salaries	528,275	255,843	48%		243,086
Storm Fund - Overtime	2,500	991	40%		644
Storm Fund - Benefits	225,686	104,568	46%		90,658
Storm Fund - Clothing	4,238	2,074	49%		3,386
Total Salaries & Benefits	760,699	363,475	48%		337,774
Storm Fund - Office Supplies	2,000	595	30%		86
Storm Fund - Operating Supplies	3,500	3,008	86%		1,289
Storm Fund - Tools	2,000	354	18%		186
Storm Fund - DOE annual permit	11,000	3,484	32%		3,412
Storm Fund - Fuel	9,392	8,400	89%		4,568
Storm Fund - Decant Facility	-		0%		-
Total Operating	27,892	15,839	57%		9,541
Storm Fund - Safety program	1,700	782	46%		754
Storm Fund - Professional Services	9,740	5,543	57%		4,738
Storm Fund - Street Sweeping	22,000	1,950	9%		-
Storm Fund - Computer Software	1,151	450	39%		800
Storm Fund - Communications	4,192	2,329	56%		1,913
Storm Fund - Travel	514	16	3%		-
Storm Fund - Advertising	689	108	16%		335
Storm Fund - Equipment Rental	2,500	98	4%		-
Storm Fund - Rentals/Leases	500	-	0%		-
Storm Fund - PW Lot Rental/Lease	0	-	0%		-
Storm Fund - Insurance (WCIA)	44,787	44,786	100%		13,931
Storm Fund - Utilities	4,173	1,171	28%		2,030
Storm Fund - Repair & Maintenance	20,000	15,257	76%	7,820	4,997
Storm Fund - Excise Tax / Misc.	25,000	12,852	51%		12,200
Storm Fund - Staff Development	650	123	19%		70

Storm Water Fund		As of	2012		As of
Line Item Description	2012 Amended Budget	6/30/2012	% of Budget	Enc (PO)\$	6/30/2011
Storm Fund - Misc	100	149	149%		-
Total Services & Charges	137,696	85,614	62%		41,768
DOE Grant - G1000229	0	-	0%		-
DOE Grant - M/TAC G0800610	25,000	1,957	8%		11,635
DOE Grant -Weeds G1000533	0	-	0%		3,983
DOE Grant - Milfoil G1200110	69,000	1,303	2%		12,489
DOE Grant - G1100060 Capacity	54,000	24,955	46%		36,944
DOE Grant - LID - G1100280	75,000	11,276	15%		3,462
Storm Drainage - SWM Fees	2,507	1,254	50%		425
Storm Fund - Billing Cost to County	29,000	-	0%		-
Total Intergovernmental	254,507	40,744	16%		68,938
Storm Fund -Aerator Utilities	25,700	1,224	5%		1,477
Storm Fund -Aerator O & M	8,000	-	0%		-
Storm Fund -Aerator Monitoring	15,121	2,195	15%		7,355
Storm Fund -Aerator Repairs	13,137	13,304	101%		6,389
Storm Fund - Aerator Salaries	5,000	306	6%		728
Storm Fund - Aerator Benefits	1,700	102	6%		311
Contrib Aert. to Equipment Replace	36,063	34,240	95%		37,200
Total Aerator Expenses	104,721	51,371	49%		53,460
GIS Site License	900	0	0%		-
114th @ 21st NE twin 16" Culvert Repl	18,000	0	0%		-
91st & Market drainage	3,000	0	0%		-
Capital Outlay - Fiber Optic & Ipad	-	-			206
16th Street NE - Boys & Girls Club Drainage	-	-			-
Alder Road new pond	-	-			-
Secure Yard and Bldg	-	-			-
Lundeen Creek Restoration	4,300	-	0%		-
Parkway Crossing Det Pond Pymt to SnoCo	10,700	-	0%		-
total Capital projects	36,900	0	0%		206
Repayment of gen. fund loan	0	-	0%		-
Storm Fund -Refunds	100	-	0%		-
Contribution to Equipment Fund	45,700	22,850	50%		6,000
Contribution to Computer Equi Fund	7,500	3,750	50%		2,500
Contribution to Unemployment Fund	3,585	1,793	50%		13,449
Annual Diking District Contribution	19,956	19,956	100%		19,956
Total Operating Transfers	76,841	48,349	63%		41,905
TOTAL USES	1,399,257	605,392	43%	7,820	553,592
Ending Fund Balance	721,551	815,972	24%		547,127
Reserve Percentage	49%	106%			71%
Council Policy Target	10%	10%			10%
Amount \$ Over/(Under)	509,470	673,836			437,055