
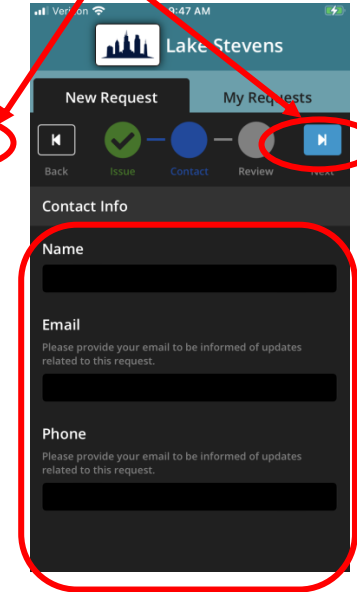
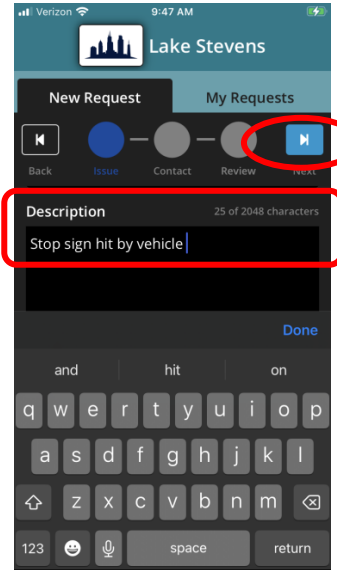
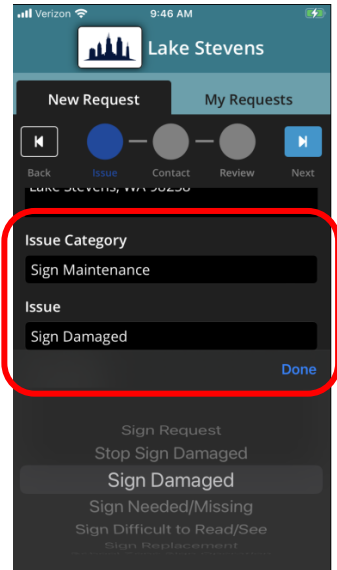
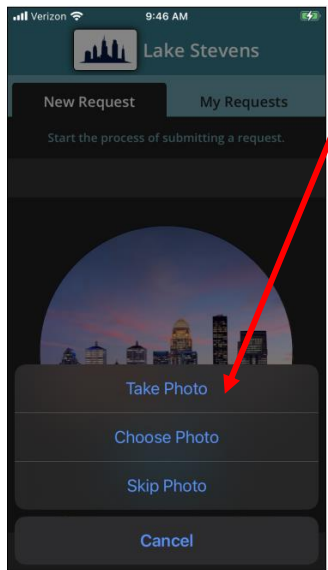
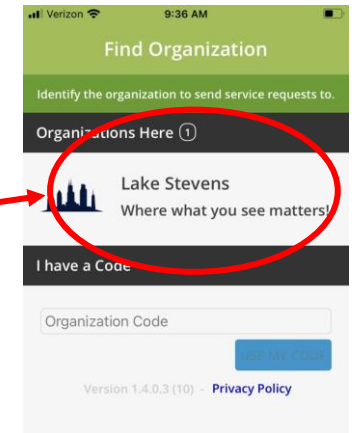
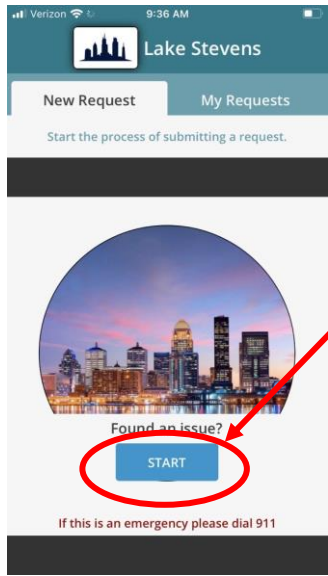


Getting Started with CitizenVUE

1. From Comp Portal on your cell phone, search: **CitizenVUE** (the logo looks like this). 
2. **Download the app.**
3. When you open the app for the first time, you will see this screen. **Tap Lake Stevens.** (or enter the code lakestevens)
4. Then **click "START"**.
5. **The app will guide you through the rest of the process:**
 1. Take a photo (if you want).
 2. Confirm the address is correct, select the Issue Category and Issue, then type in a short Description. Click "Next".
 3. Enter your contact info, then press "Next".
 4. Review and submit.



6. You will get an **email confirmation** of your request.
7. Public Works will **receive and review** the request.